



QUOTE REQUEST

800.567.6592 • FAX: 1.602.415.1444

Customer Information

Contact Name: _____ Date: _____

Company: _____ Email: _____

Phone: (____) _____ ext. _____ Fax: (____) _____ Other: (____) _____

Beam Specifications

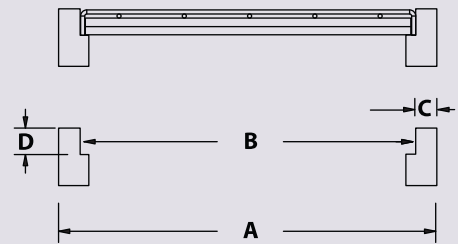
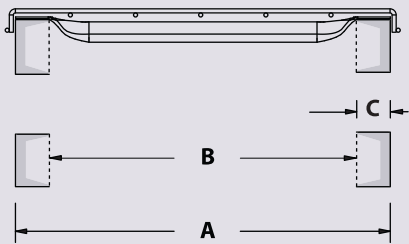
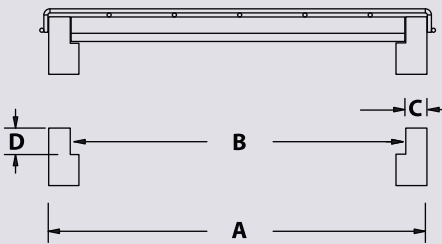
Manufacturer of beams: _____

Standard/Step Decks

Box / C Channel Decks

Flush Inside Waterfall Decks

Flat Flush No Waterfall Decks



A: _____ B: _____ C: _____ D: _____ E: _____
outer diameter of beams inner diameter of beams top of beam height of step length of beam (not shown)

Decking Specifications

Standard

Custom (fill below)

Quantity: _____ Depth: _____ Width: _____ Grid Pattern: _____ Wire Gauge: _____

Finish:

Powdercoat (ITC Grey) Other _____

Additional Options: (check all that apply)

Tec Screw Holes Reverse Waterfall
 Inverted Channels Safety Clips

Deck Application

Capacity required per deck: _____ LBS. What is being stored on the decks?: _____

How are the decks being used? (Check one) Uniformly Distributed Load Concentrated Load Point Load

Additional Options

Light Duty Shelving Flue Spacers Hanging Dividers Standing Dividers Backstops

Freight Quote

No Yes - Destination: _____

Additional Notes:

Blank area for additional notes.



All ITC products are manufactured in the U.S. - Assuring the highest quality standards available in the industry.

Corp. 110 South 41st Ave.
Phoenix, AZ 85009

ITCMFG.COM